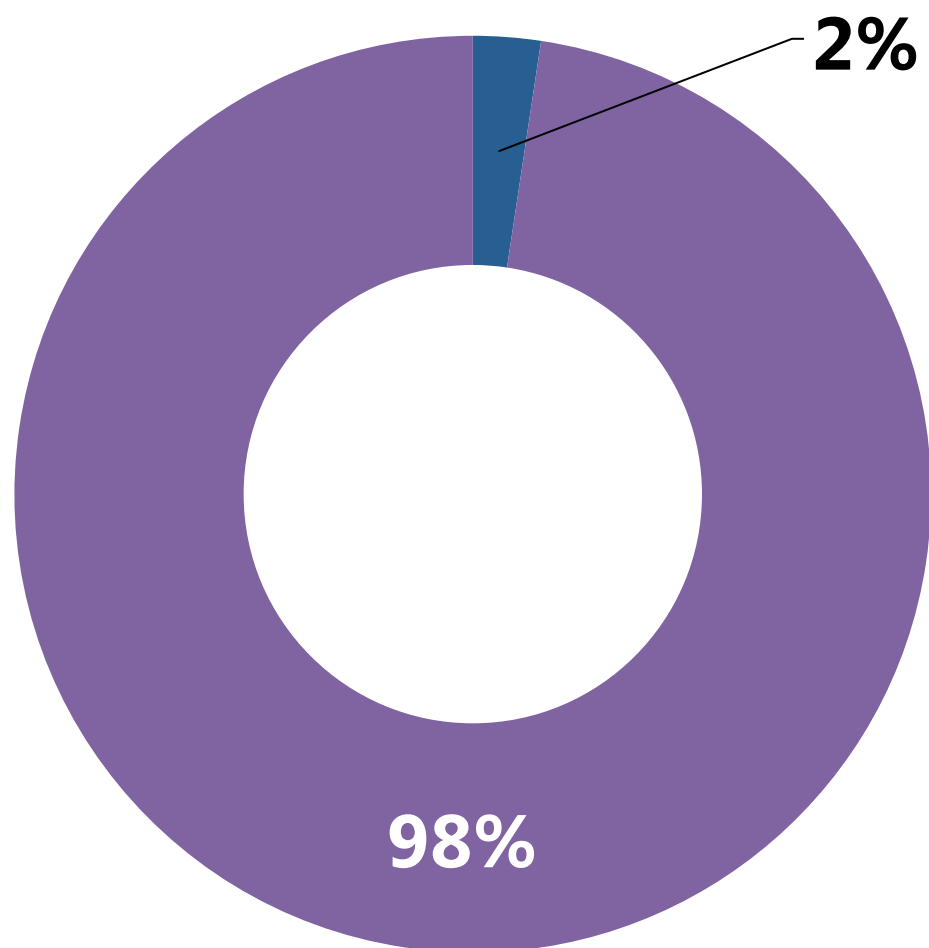


2020 Bond Program

PERFORMANCE MEASURES

Project Status By Phase

■ Completed ■ Construction ■ Design ■ Pre-Design



Status Summary

Completed		0
Construction		0
Design		1
Pre-Design		41
GRAND TOTAL		42

2%

In Design or Construction

Timeliness Summary

100%

0%

On-Time

42 of 42
Projects

**Off
Schedule**

0 of 42
Projects

Overall Cash Flow

Projected Expenditures:





\$75,000,000

Budgeted:

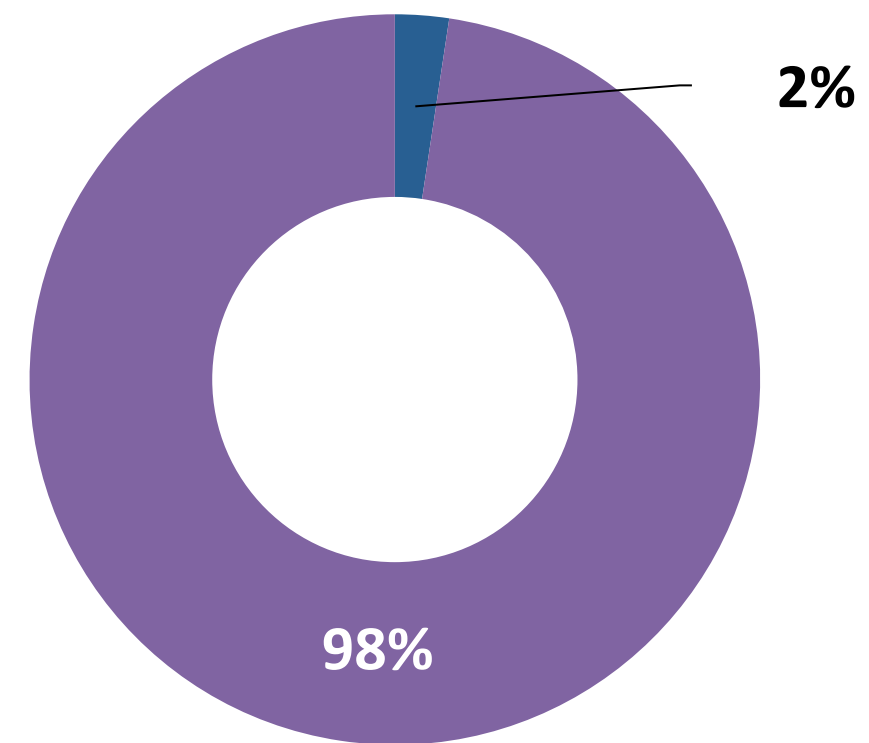
\$75,000,000

2020 Bond Program

Status Summary By Phase

Completed		0
Construction		41
Design		1
Pre-Design		0
GRAND TOTAL		42

■ Completed
 ■ Construction
 ■ Design
 ■ Pre-Design



(0 Projects) Completed:



PROJECT	PROJECT #	COUNCIL DISTRICT	BOND PROPOSITION
TOTAL COMPLETED		0	

(0 Projects) Under Construction:



PROJECT	COUNCIL DISTRICT	BOND PROPOSITION	CONSTRUCTION END
TOTAL UNDER CONSTRUCTION		0	

(1 Projects) In Design:



PROJECT	COUNCIL DISTRICT	BOND PROPOSITION	CONSTRUCTION START
Police Training Academy (Design)	District 5	Prop C	Design Only
TOTAL IN DESIGN		1	


(41) In Pre-Design:



Fire Station No.3 (Land Acq and Design)	District 2	Prop C
McNorton Park	District 1	Prop B
Brookhill Park	District 1	Prop B
Academy Park	District 1	Prop B
Cupier Park	District 2	Prop B
Sherwood Park	District 2	Prop B
Sam Houston Park	District 2	Prop B
Temple Park	District 2	Prop B
Windsor Park	District 4	Prop B
Retta Park	District 4	Prop B
Douden Park	District 4	Prop B
Crossgate Park	District 5	Prop B
Brighton Park	District 5	Prop B
Brandywine Park	District 5	Prop B
Capt. Falcon Park	District 5	Prop B
Texas State Aquarium Rescue Center	Citywide	Prop B
North Beach Restroom and Parking	Citywide	Prop B
Bill Witt City Park - Pool & Facilities	Citywide	Prop B
West Guth Park	Citywide	Prop B
Comanche (Carancahua to Alameda)	District 1	Prop A
Frontier (McKinzie to Rockwood)	District 1	Prop A

(41) In Pre-Design:

Hearn (Callicoatte to Dead End)	District 1	Prop A
Wildcat (FM624 to Teague)	District 1	Prop A
Trinity River (FM624 to Wood River)	District 1	Prop A
Brownlee (Staples to Morgan)	District 2	Prop A
Alameda (Tezan Trail to Chamberlain)	District 2	Prop A
Everhart (Staples to Mc Ardle)	District 2	Prop A
Airport (Morgan to Horne)	District 3	Prop A
Carroll (Holly to Dead End)	District 3	Prop A
Flato (Bates to Bear)	District 3	Prop A
Everhart (Alameda to Staples)	District 4	Prop A
Waldron (Spid to Purdue)	District 4	Prop A
Jackfish (Aquarius to Park Rd 22)	District 4	Prop A
Park Rd 22 (Compass to Park Rd22)	District 4	Prop A
Park Rd 22 (South Access Rd)	District 4	Prop A
Encantada (Encantada to Nueces)	District 4	Prop A
Beach Access Rd No 3	District 4	Prop A
Lipes (Sunwood- Staples)	District 5	Prop A
Rodd Field (Yorktown - Adler)	District 5	Prop A
Strasbourg (Grenoble- Marseille)	District 5	Prop A
Yorktown (Rodd Field to Oso Creek)	District 5	Prop A
TOTAL PREDESIGN	41	
GRAND TOTAL	42	

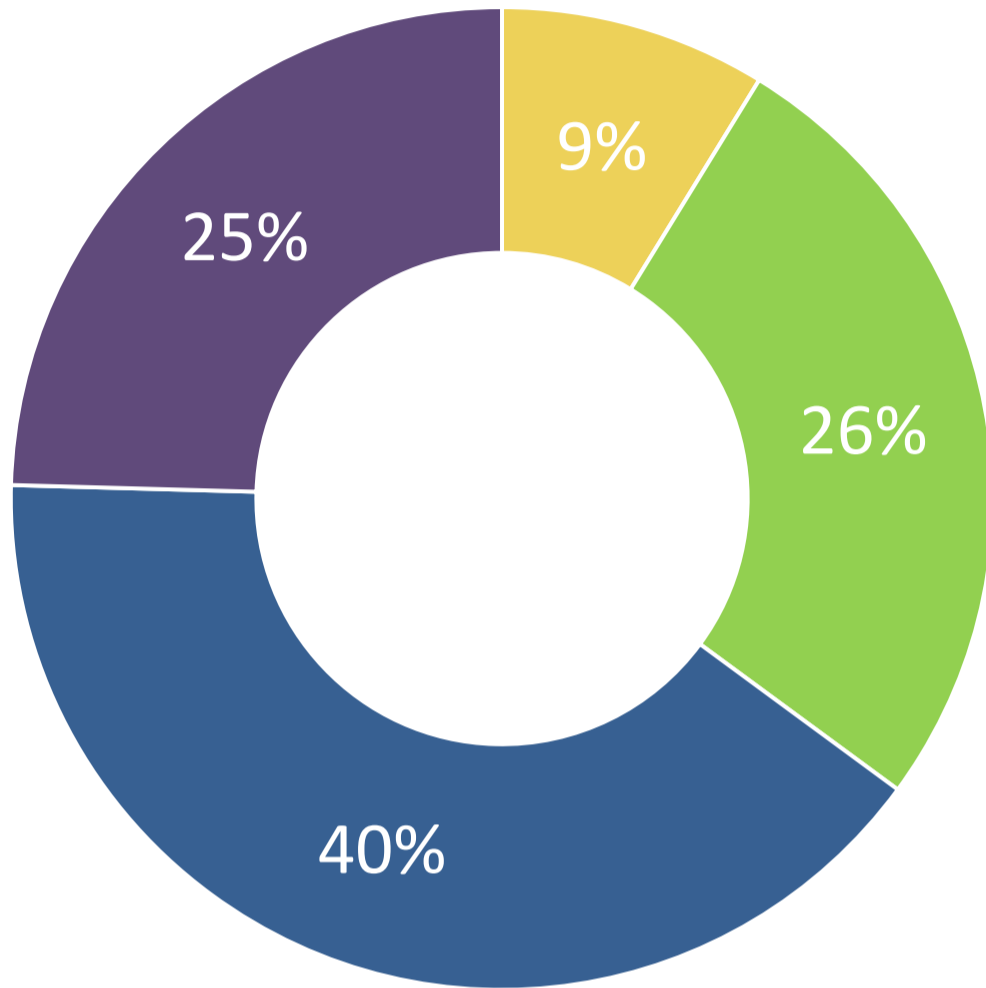






2018 Bond Program

PERFORMANCE MEASURES

Project Status By Phase

■ Completed
 ■ Construction
 ■ Design
 ■ Pre-Design

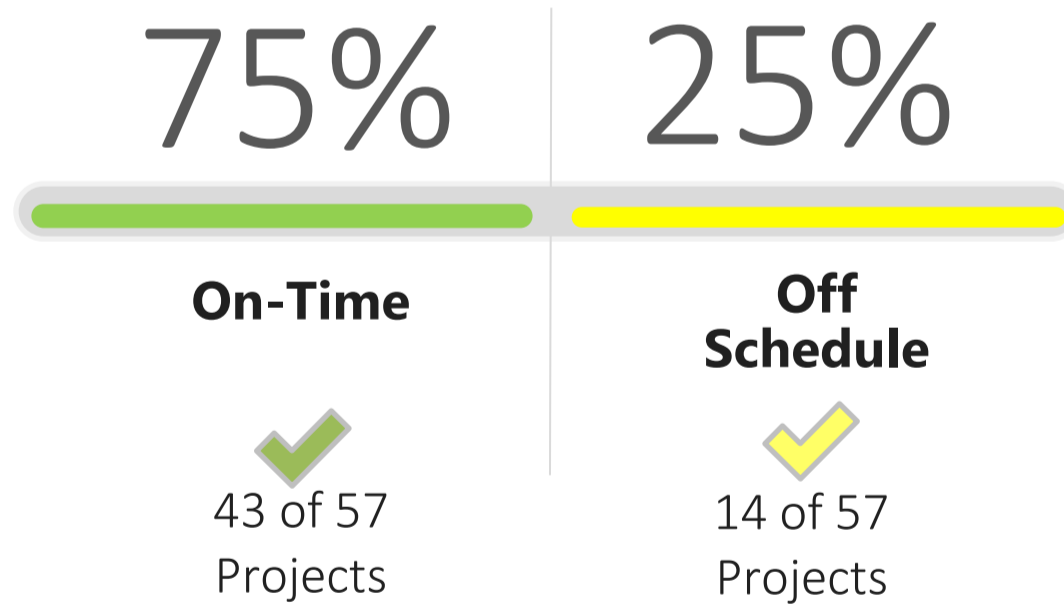


Status Summary		
Completed		5
Construction		15
Design		23
Pre-Design/ On-going		14
GRAND TOTAL		57

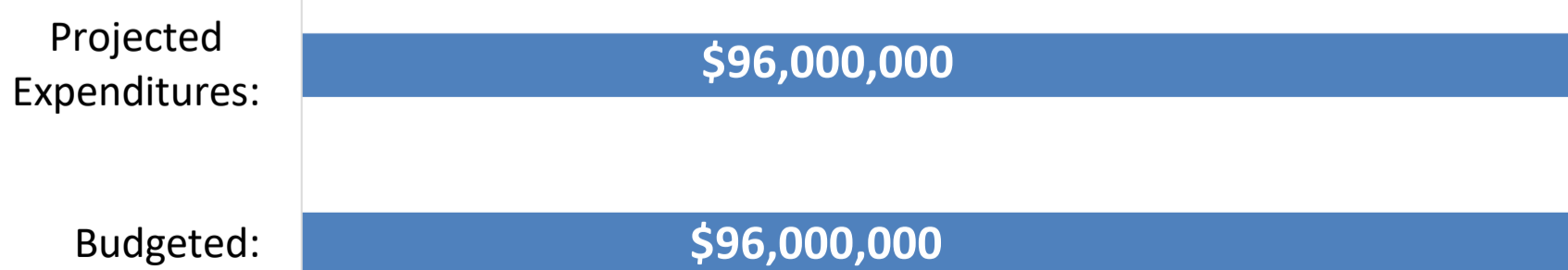
66%

In Design or Construction

Timeliness Summary



Overall Cash Flow

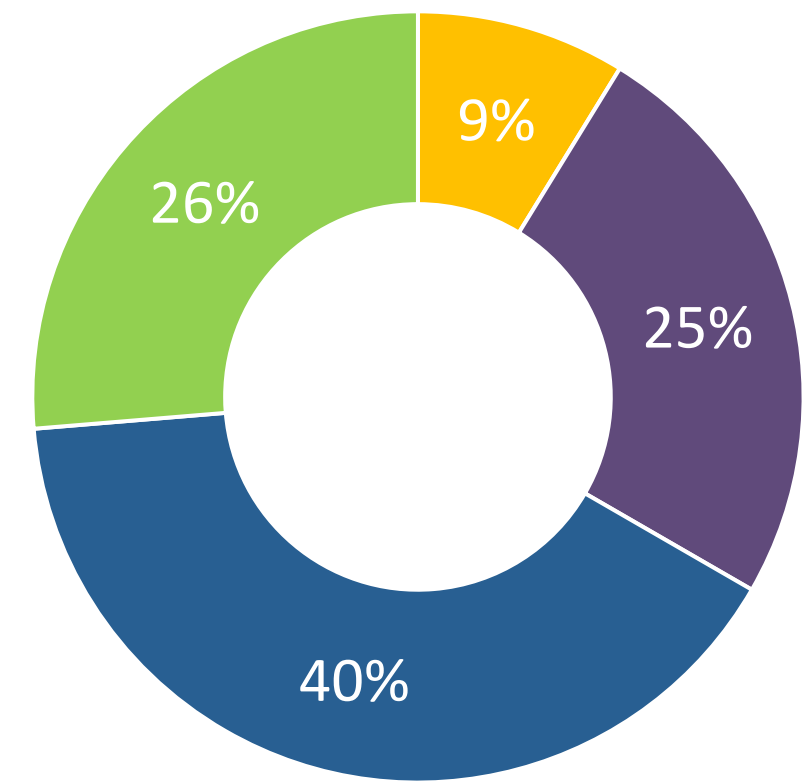


2018 Bond Program

Status Summary By Phase

Completed		5
Construction		15
Design		23
Pre-Design/On-Going		14
GRAND TOTAL		57

■ Completed
 ■ Construction
 ■ Design
 ■ Pre-Design



(5 Projects) Completed:



PROJECT	COUNCIL DISTRICT	BOND PROPOSITION
Fire Department Wearhouse	1	E
Oso Pool Aquatics Center	4	F
ADA Improvements (SPMP)	Citywide	A
Frio St (Greenwood Dr to Martin St)	3	A
Lipes Blvd (Yorktown Blvd to Staples St)	5	A
TOTAL COMPLETED	5	

(15 Projects) Under Construction:




PROJECT	COUNCIL DISTRICT	BOND PROPOSITION	CONSTRUCTION END
Fire Headquarters & Emergency Ops	1	E	4/1/2021
EMS Central Building	1	E	8/1/2021
Libraries	Citywide	D	4/30/2021
Health Dept Building	3	F	4/30/2021
Cole Park & Demitt Piers	2	C	7/31/2021
Senior Centers	Citywide	C	11/15/2021
Recreation Centers	Citywide	C	11/15/2021
Residential Street Rebuild Program	Citywide	A	6/30/2021
Swantner Dr (Texan Tr to Indiana Ave)	2	A	9/20/2022
Strasbourg Dr (Riom St to Marseille Dr)	5	A	4/1/2021
Airline Rd (S Padre Island Dr to McArdle Rd)	2	A	8/2/2021
Laguna Shores Rd (S Padre Island Dr to Graham Rd)	4	A	7/3/2021
Laguna Shores Rd (Mediterranean Dr to Wyndale St)	4	B	12/20/2021
Laguna Shores Rd (Hustlin' Hornet Dr to Caribbean Dr)	4	A	3/20/2022
S Staples St (Kostoryz Rd to Baldwin Blvd)	2	A	4/25/2023
TOTAL UNDER CONSTRUCTION	15		

(23 Projects) In Design:

PROJECT	COUNCIL DISTRICT	BOND PROPOSITION	CONSTRUCTION START
ADA Improvements (Other)	Citywide	A	1/1/2021
Art Museum of South Texas	1	D	8/1/2021
Museum of Science & History	1	D	TBD
Leopard St (Palm Dr to Nueces Bay Blvd)	1	A	5/31/2022
Police Headquarters	1	E	2/1/2021
Police Substations - F.B and Holly	3&4	E	6/1/2021
Gollihar Rd (Crosstown Expwy to Greenwood)	3	A	8/20/2021
Callicoatte Rd (Up River Rd to IH 37)	1	A	8/1/2021
Brawner Pkwy (Kostoryz Rd to Carroll Ln)	2	A	6/30/2021
Junior Beck Dr (Bear Ln to Dead End)	3	B	8/1/2021
Everhart Rd (S Padre Island Dr to McArdle Rd)	2	B	8/1/2022
Heritage Park- Historical Houses	1	D	7/1/2021
McArdle Rd (Kostoryz Rd to Carroll Ln)	3	B	3/2/2022
Alameda St (Chamberlain St to Louisiana St)	2	B	4/1/2022
North Beach Coastal Protection	1	A	12/1/2021
Beach Ave (Dead End -Gulfbreeze)	1	A	TBD
JFK Causeway Acces Road Improvements	1	B	TBD
Fire Station & Buildings	Citywide	E	9/30/2021
Castenon St (Trojan Dr to Delgado St)	3	B	1/26/2022
N. Lexington Blvd (Leopard St to Hopkins Rd)	1	B	8/30/2021
Downtown Pedestrian Safety Improvements	1	B	9/1/2021
Downtown Lighting Improvements	1	B	6/9/2021
South Oso Parkway (S. Staples St to Oso Pkwy)	5	B	7/30/2021
TOTAL IN DESIGN	23		

(14) In Pre-Design/On-Going:

PROJECT	COUNCIL DISTRICT	BOND PROPOSITION	
Calallen Dr (Red Bird Ln to Burning Tree Ln)	1	A	
Long Meadow Dr (St Andrews Dr to Hunt Dr)	5	B	
Wooldridge Rd (Cascade Dr to Everhart Rd)	5	A	
North Beach GulfSpray Ave Ped/Bike Access	1	A	
North Beach Primary Access	1	A	
TxDOT Participation/Traffic Congestion Mgmnt	Citywide	A	
Traffic Signal Improvements	Citywide	A	
Street Lighting Improvements	Citywide	A	
Alternative Mobility Improvements	Citywide	A	
Developer Participation	Citywide	B	
Participation Projects	Citywide	C	
Parks System Playgrounds	Citywide	C	
Police Radio Communication System	Citywide	E	
Greenwood Sports Complex	3	C	Canceled
TOTAL IN PREDESIGN	14		
GRAND TOTAL	57	\$	-

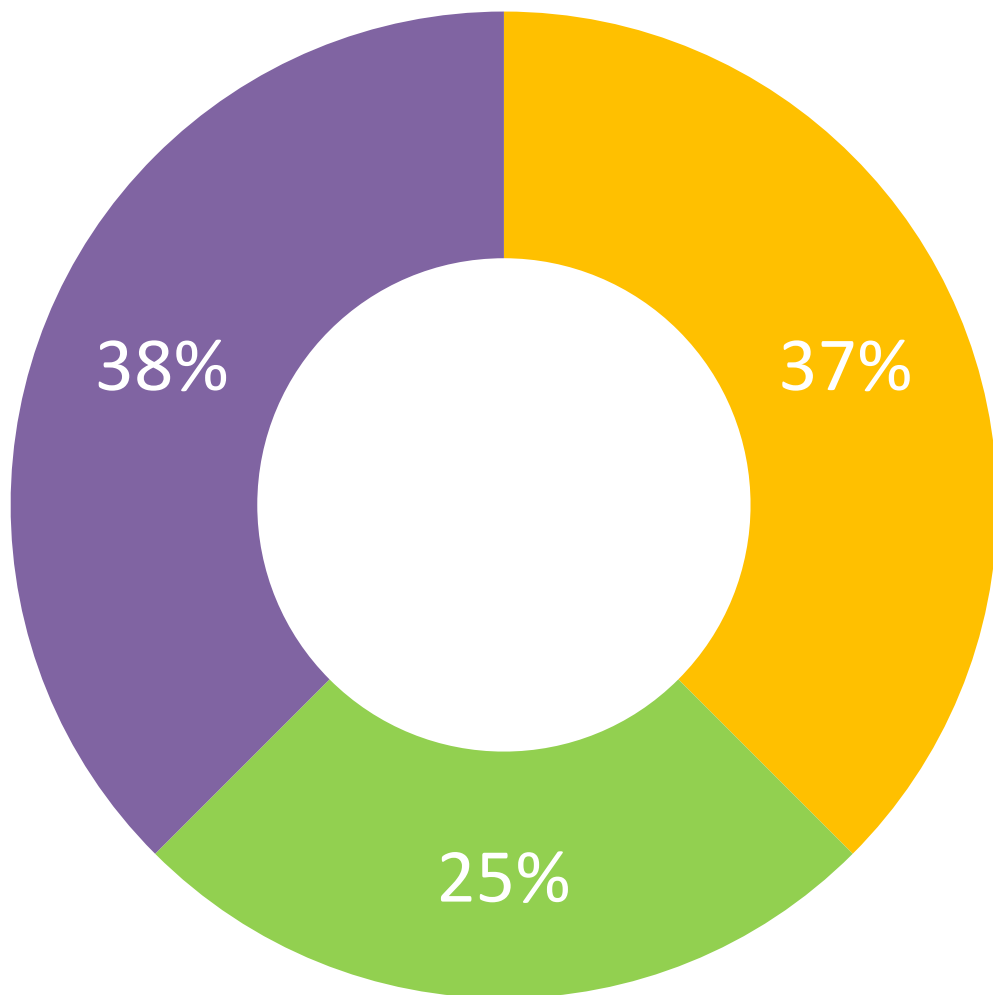


2016 Bond Program

PERFORMANCE MEASURES

Project Status By Phase

■ Completed
 ■ Construction
 ■ Design
 ■ Pre-Design



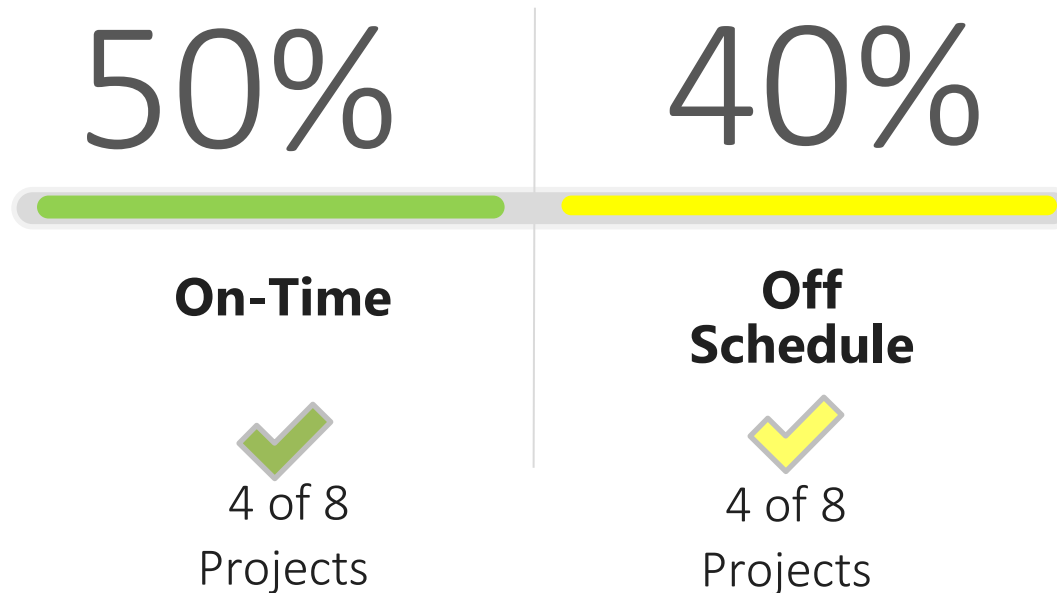
Status Summary

Completed		3
Construction		2
Design		0
Pre-Design		3
GRAND TOTAL		8

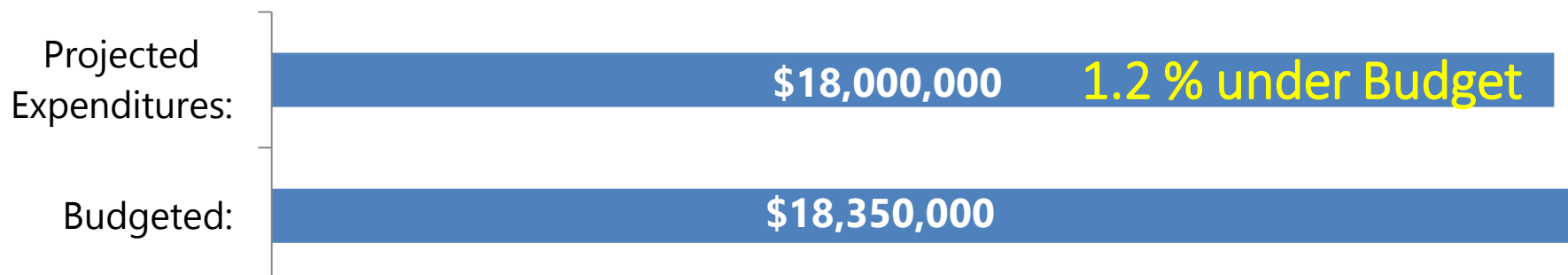
25%

In Design or Construction

Timeliness Summary







Overall Cash Flow

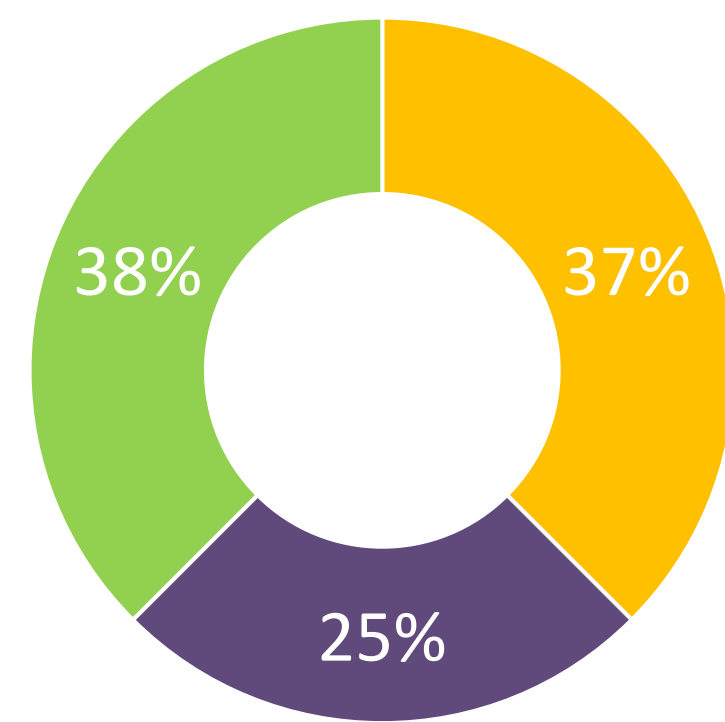


2016 Bond Program

Status Summary By Phase

■ Completed
 ■ Construction
 ■ Design
 ■ Pre-Design

Completed		3
Construction		3
Design		0
Pre-Design		2
GRAND TOTAL		8



(3 Projects) Completed:

PROJECT	COUNCIL DISTRICT	BOND PROPOSITION
3 Completed Projects	Citywide	Prop 1
TOTAL COMPLETED	3	

(3 Projects) Under Construction:

PROJECT	COUNCIL DISTRICT	BOND PROPOSITION	CONSTRUCTION END
ADA Improvements	Citywide	1	On-going
Highway Safety Improvement Program	Citywide	1	On-going
Six Points Intersection Improvements	2	CO	12/1/2021
TOTAL UNDER CONSTRUCTION	3		

(0 Projects) In Design:

TOTAL IN DESIGN	0
------------------------	----------

(2) Pre-Design:

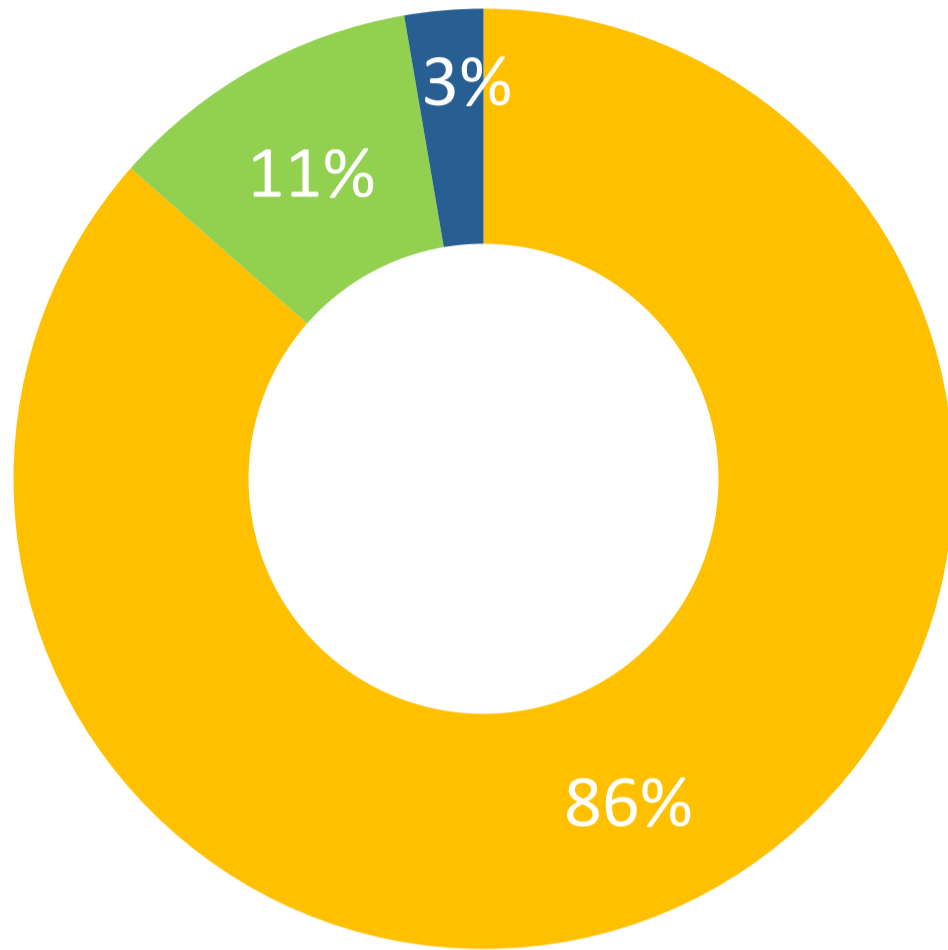
PROJECT	COUNCIL DISTRICT	BOND PROPOSITION
Developer Participation	Citywide	1
TXDOT Participation	Citywide	1
TOTAL PREDESIGN	2	
GRAND TOTAL	8	

2014 Bond Program

PERFORMANCE MEASURES

Project Status By Phase

■ Completed
 ■ Construction
 ■ Design
 ■ Pre-Design



Status Summary

Completed		32
Construction		4
Design		1
Pre-Design		0

GRAND TOTAL 37

14%

In Design or Construction

Timeliness Summary

84%

On-Time

31 of 37
Projects

6%

**Off
Schedule**

6 of 37
Projects

Overall Cash Flow

Actual Expenditures: \$94,536,928 1% Under Budget

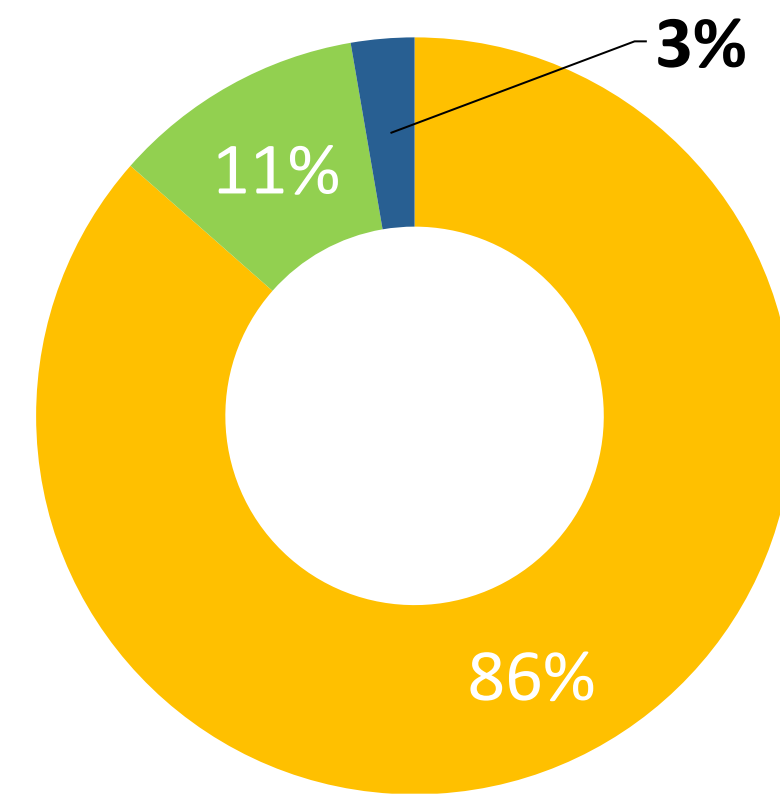
Budgeted: \$94,795,000

2014 Bond Program

Status Summary By Phase

Completed		32
Construction		4
Design		1
Pre-Design		0
GRAND TOTAL		37

■ Completed
 ■ Construction
 ■ Design
 ■ Pre-Design



(32) Completed:

PROJECT	COUNCIL DISTRICT	BOND PROPOSITION
Bike Blvd Branding and Wayfind Signs	Various	Prop 2
ADA Master Plan Implementation	Various	Prop 1
30 Completed Projects	Various	Prop 1
TOTAL COMPLETED	32	

(4 Projects) Under Construction:

PROJECT	COUNCIL DISTRICT	BOND PROPOSITION	CONSTRUCTION END
Rodd Field Road (Saratoga to Yorktown)	4	2	4/30/2021
Ayers St Pedestrian Imp/ Turn Ln	4	2	6/17/2022
Morgan Ave (Ocean to Staples)	2	1	4/7/2021
Harbor Bridge Replacement & Support	1	2	TBD- Hold
TOTAL UNDER CONSTRUCTION	4		

(1 Projects) In Design:

PROJECT	COUNCIL DISTRICT	BOND PROPOSITION	CONSTRUCTION START
N. Padre Island Beach Beach Maint.Facility	4	2	
TOTAL IN DESIGN	1		

(0) In Pre-Design:

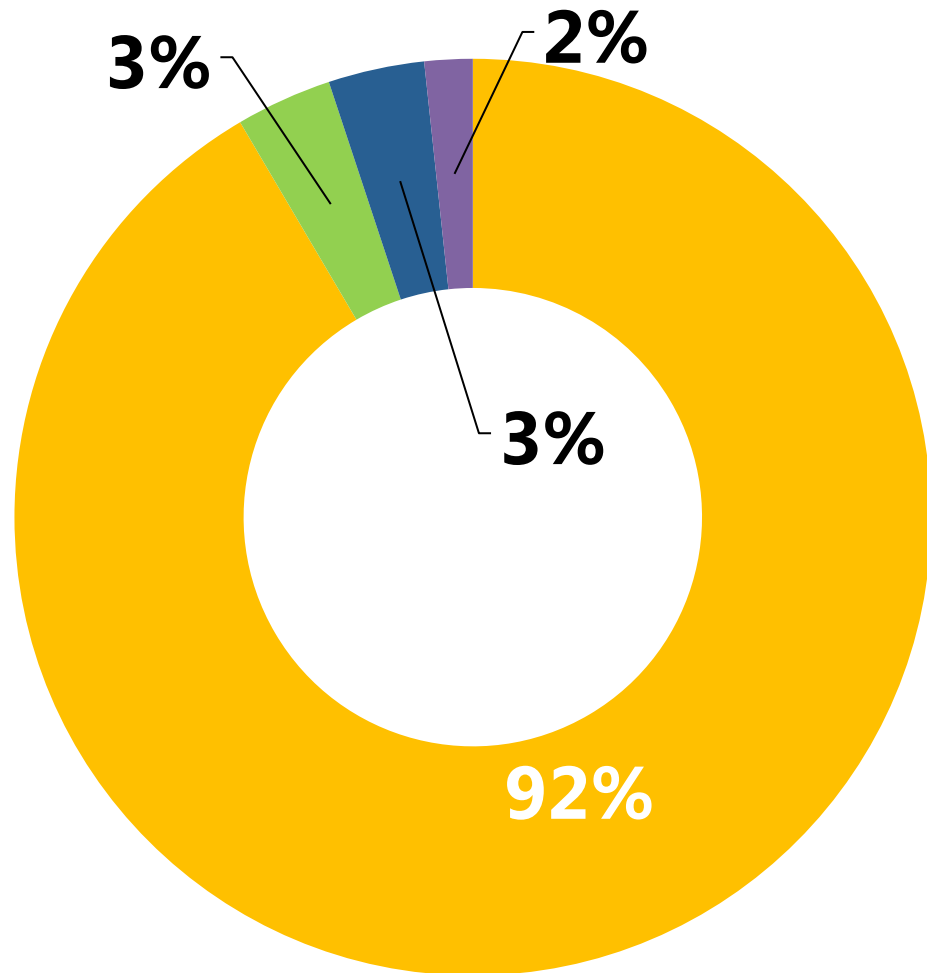
TOTAL PREDESIGN	0
GRAND TOTAL	37

2012 Bond Program

PERFORMANCE MEASURES

Project Status By Phase

■ Completed
 ■ Construction
 ■ Design
 ■ Pre-Design



Status Summary

Completed		54
Construction		2
Design		2
Pre-Design		1

GRAND TOTAL 59

6%

In Design or Construction

Timeliness Summary

49%

51%

On-Time

Off Schedule


29 of 59
Projects


30 of 59
Projects

Overall Cash Flow





Projected Expenditures:

\$105,203,748 **19.6% over Budget**

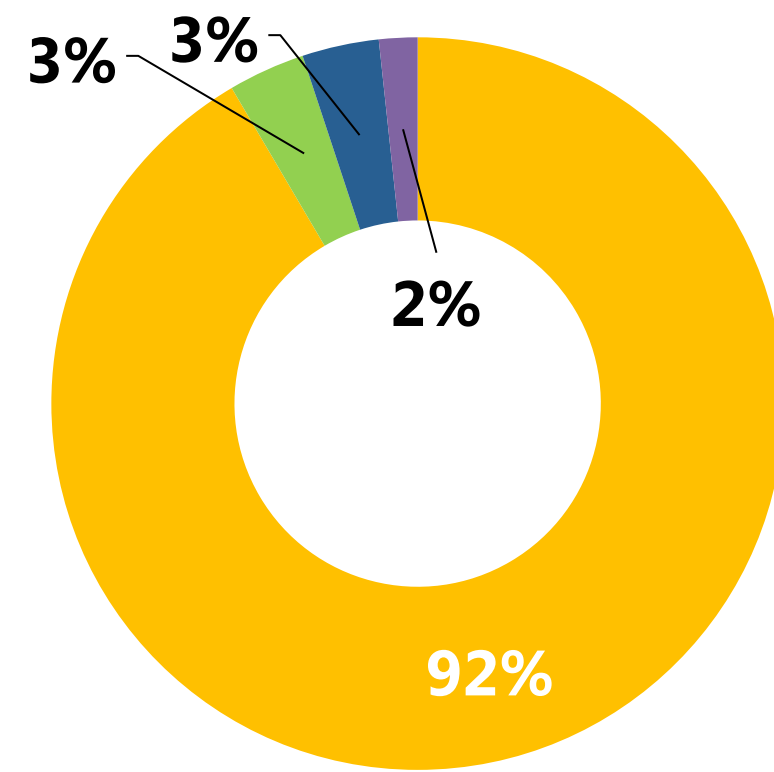
Budgeted:

\$88,010,000

2012 Bond Program

Status Summary By Phase		
Completed		54
Construction		2
Design		2
On-Going		1
GRAND TOTAL		59

■ Completed
 ■ Construction
 ■ Design
 ■ Pre-Design



(54 Projects) Completed:

NOTES	PROJECT	COUNCIL DISTRICT	BOND PROPOSITION
	54 Completed Projects	Citywide	Prop 1
	TOTAL COMPLETED	54	

(2 Projects) Under Construction:

PROJECT	COUNCIL DISTRICT	BOND PROPOSITION	CONSTRUCTION END
Morgan Ave (Staples St to Crosstown Freeway)	1&2	Prop 1	5/1/2021
Holly Road (Crosstown to Greenwood Dr.)	3	Prop 1	8/24/2021
TOTAL UNDER CONSTRUCTION	2		

(2 Projects) In Design:

NOTES	PROJECT	COUNCIL DISTRICT	BOND PROPOSITION	CONSTRUCTION START
	Leopard St. (Palm Dr. to Crosstown)	1	Prop 1	11/12/2021
1	Twigg St. (Shoreline Blvd to Lower Broadway)	1	Prop 1	Hold TBD
	TOTAL IN DESIGN	2		

(1) On-Going:

PROJECT	COUNCIL DISTRICT	BOND PROPOSITION
Developer Participation	Citywide	Prop 8
TOTAL PREDESIGN	1	
GRAND TOTAL	59	

NOTES

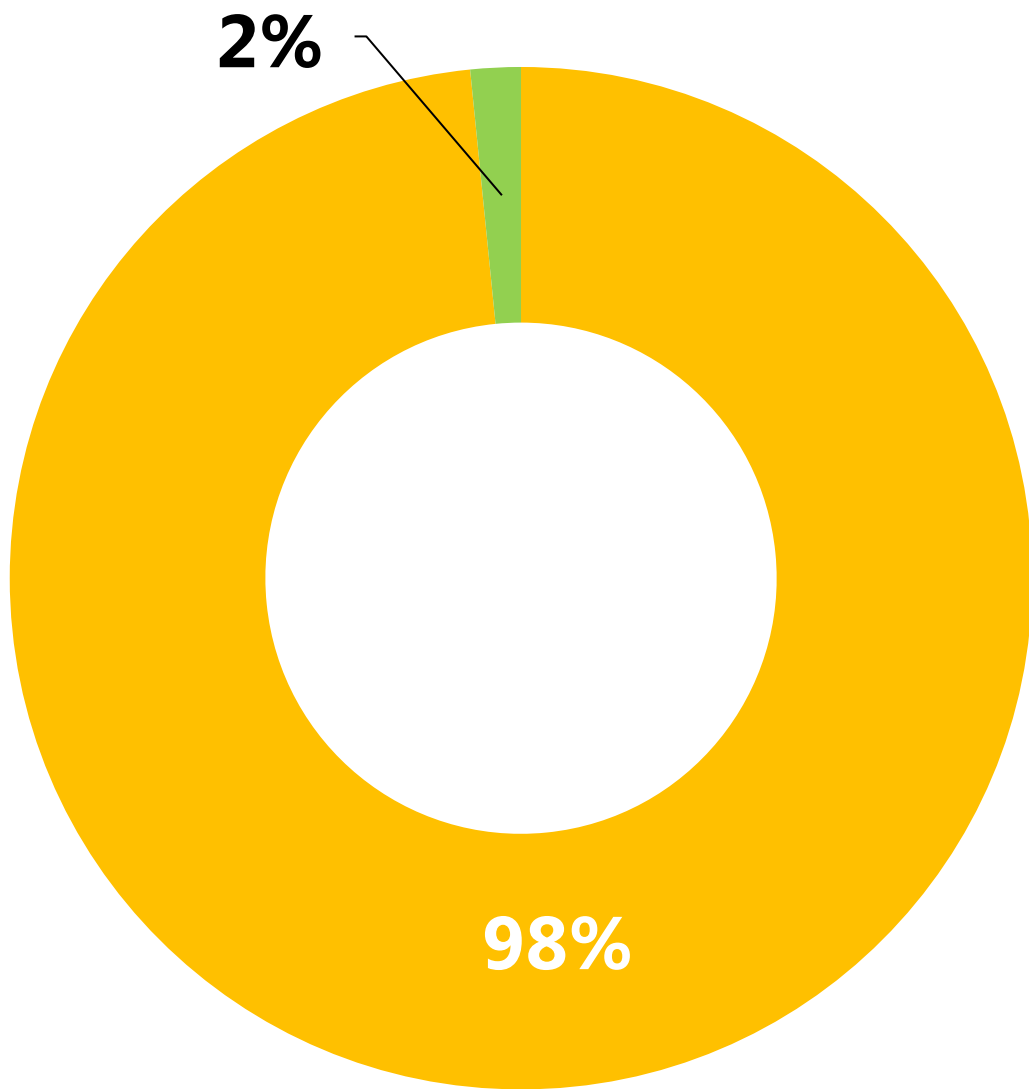
1 Deferred at this time due to TxDOT Harbor Bridge construction project.

Prior Bond Programs

PERFORMANCE MEASURES

Project Status By Phase

Completed Construction Design Pre-Design



Status Summary

Completed		62
Construction		1
Design		0
Pre-Design		0
GRAND TOTAL		63

2%

In Design or Construction

Timeliness Summary

98%

2%

On-Time

Off Schedule

62 of 63
Projects





1 of 63
Projects

Overall Cash Flow

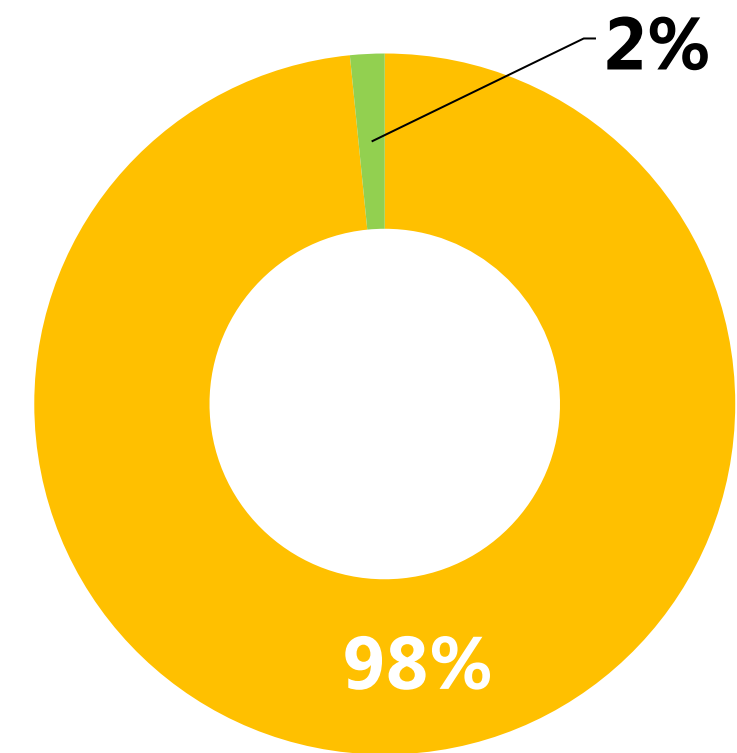


Prior Bond Program - 2004 & 2008

Status Summary By Phase

Completed		62
Construction		1
Design		0
Pre-Design		0
GRAND TOTAL		63

■ Completed
 ■ Pre-Design
 ■ Design
 ■ Construction



(62) projects Completed

PROJECT	COUNCIL DISTRICT	BOND Prop 1
60 Completed Projects	Citywide	1
Chaparral St. Electrical Ph	1	1
Corona Dr. (Flynn Pkwy to Weber)	5	1
TOTAL COMPLETED	62	

(1 Projects) Under Construction:

PROJECT	COUNCIL DISTRICT	BOND PROPOSITION	CONSTRUCTION END
Park Road 22 Bridge	4	1	10/15/2022
TOTAL UNDER CONSTRUCTION	1		

(0 Projects) In Design:

PROJECT	COUNCIL DISTRICT	BOND PROPOSITION	CONSTRUCTION START
TOTAL IN DESIGN	0		

(0) In Pre-Design:

TOTAL PREDESIGN	0
GRAND TOTAL	63