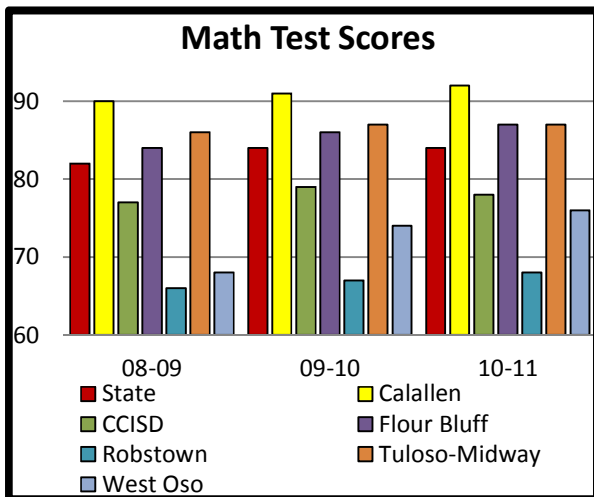


# Commission on Children and Youth Fact Sheet

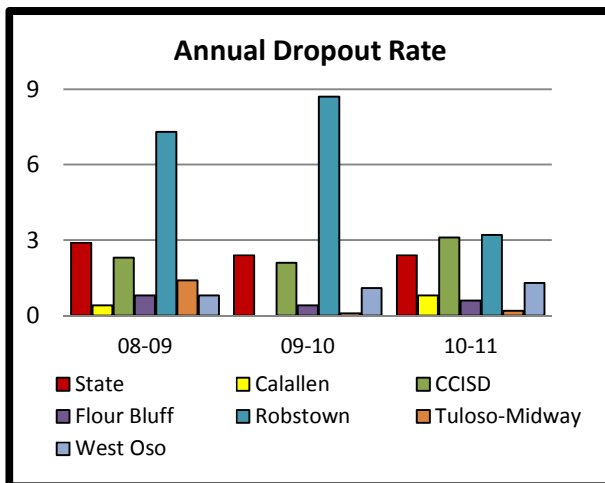
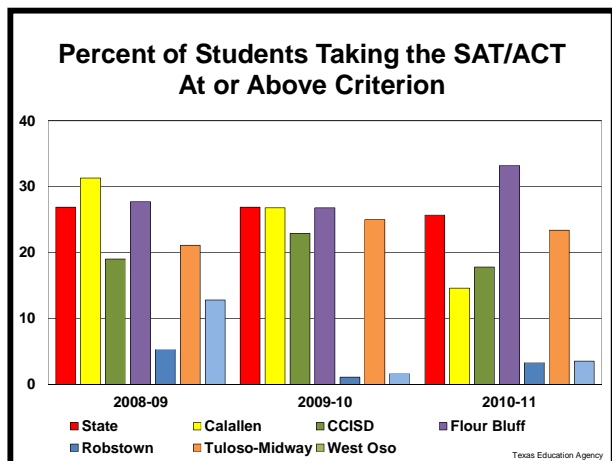


## Education



Reading and Math proficiency is improving in the State and within the County's school districts. As measured by the TAKS test, reading has dropped slightly while math test scores have risen over the past four academic years for the State and for the six largest school districts in Nueces County. However, for three of these school districts, Corpus Christi, Robstown, and West Oso, representing a majority of the students in the County, the proportion passing has been lower than the State. In addition, the proportions passing for CCISD, Robstown, and West Oso have been below the State level for reading.

The proportion of students taking the SAT or ACT that scored at or above the Texas Education Agency accountability criteria is lower for the County compared to the State. Corpus Christi, Robstown, and West Oso have had lower proportions than the State for the last six years. The proportions for Calallen and Flour Bluff have fluctuated from year to year, but were higher than that for the State in the 08-09 and 10-11 school years. Of the four smaller districts that had students taking the



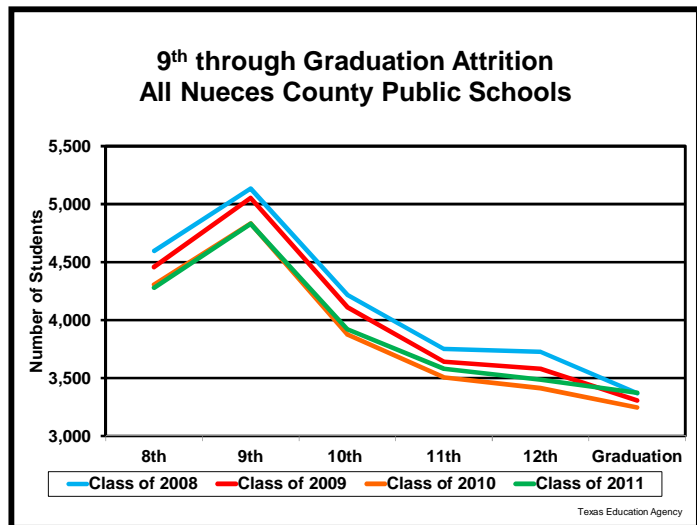
SAT or ACT only Driscoll's proportion exceeded the State's while the proportions for Agua Dulce, Banquete, and Bishop were lower than the State's.

In the 2008-09 school year, the annual dropout rates for most of the school districts in Nueces County were below the State. The only exception was the Robstown ISD. In the 2010-11 school year, the annual dropout rate for most of the school districts in Nueces County was

either at or below the State's. The exceptions were Robstown ISD and CCISD. Robstown ISD's

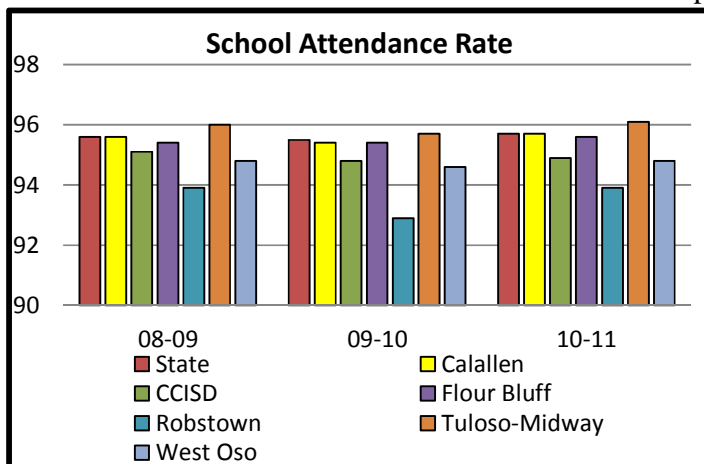
annual dropout rate has consistently remained higher than the State's for the past decade, but dropped significantly in the 2011-12 school year.

A more accurate image of the loss of students from school is the attrition of students starting in the 9<sup>th</sup> grade and graduating or not with their class. Attrition has been decreasing. For the Class of 2008, 34.4% of students starting the 9<sup>th</sup> grade did not graduate with their class. This attrition percent has dropped to 30.2% for the Class of 2011. It had been as high as 36.7% for the Class of 2005, the first year for which these data have been calculated.



Average daily attendance has remained relatively stable at about 95.5% in the State in the past six academic years. Three of the largest school districts Corpus Christi ISD, West Oso ISD and Robstown ISD have generally had lower attendance rates than the State. Flour Bluff ISD and Calallen ISD have stayed at or above the State level, with Tuloso-Midway ISD consistently having the highest rates.

Truancy and failure to attend school appear to be declining in the County. Data on referrals to the Nueces County Juvenile Department indicate that truancy has varied significantly from 2005 to 2012. The 264 referrals in 2005 were an increase over previous years. A decline in referrals then occurred to 88 in 2009. However, 2010 saw the highest number every reported at 369. A sharp decline occurred to 2012 where only 29 truancy referrals were made. Referrals for failure to attend school remained above 1,100 from 2005 to 2009 except for a low in 2007. From 2009 with 1,136 referrals a steady decline to the 2012 figure of 515 referrals for failure to attend school. State data are not available for comparison due to a computer programming issue at the State level.



Referrals for failure to attend school remained above 1,100 from 2005 to 2009 except for a low in 2007. From 2009 with 1,136 referrals a steady decline to the 2012 figure of 515 referrals for failure to attend school. State data are not available for comparison due to a computer programming issue at the State level.



**January 31, 2014**  
 Social Science Research Center  
 Texas A&M University—Corpus Christi  
 6300 Ocean Dr. #5853  
 Corpus Christi, TX 78412  
 361-825-3206