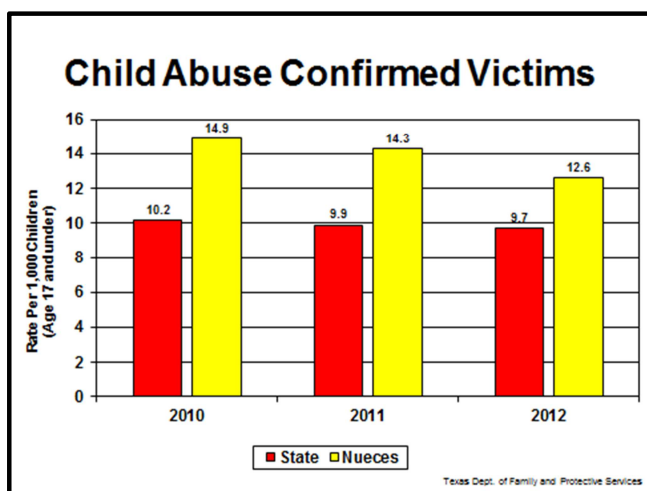


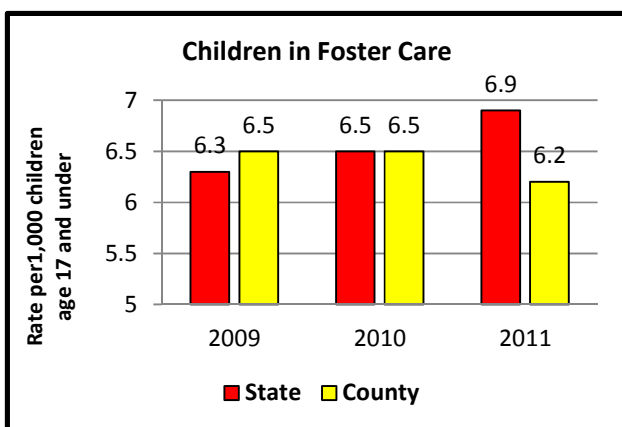
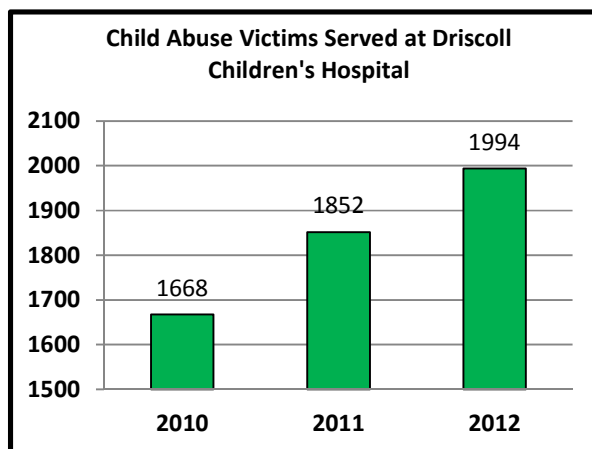
Commission on Children and Youth Fact Sheet Family Management & Family Conflict



When examining the data indicators for the risk factors Family Management Problems and Family Conflict, Nueces County continues to have a more serious problem than the State. Child abuse victimization appears to be a significant problem for Nueces County when compared to the State. From 2010 to 2012, the State rate (per 1,000 children) of child abuse confirmed victims decreased by 9.8 % to 9.2. In the same time period, the Nueces County rate increased by 2.3 % to a rate of 22.2, which is more than two times higher than the State’s rate. This difference has been present since the first year for which this data has been collected, 1998. The size of the difference has

increased. The present, large difference is likely due only in part to a higher reporting rate in the County. It likely reflects a real difference in the number of children experiencing abuse.

Child abuse victimization can be further evidenced through the number of clients served by local response agencies. Driscoll Foundation Children’s Hospital reports a 19.5% increase in child abuse victims treated from 2010 to 2012. The 1,994 children served is the highest number recorded since 1998. These data reflect the

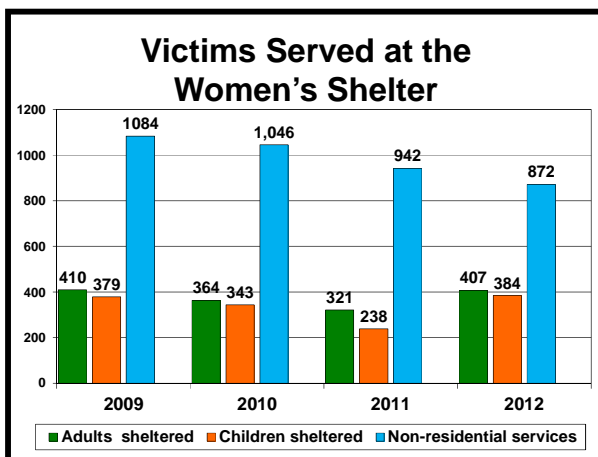
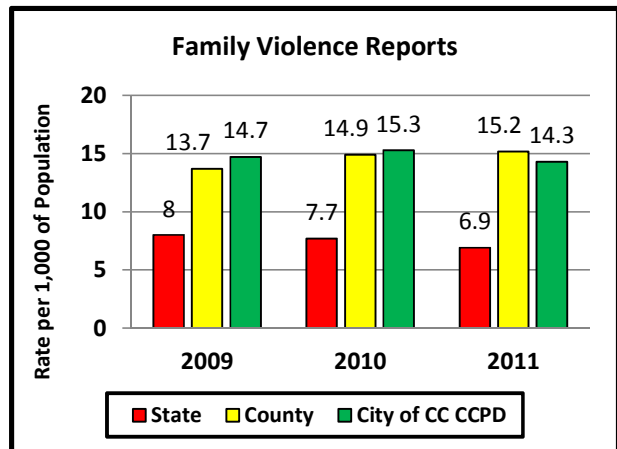


larger service area for the Hospital than just Nueces County, but do give insight into the increasing problem within the Coastal Bend region.

From 2009 to 2011, the State rate of children (per 1,000 children) living in foster parent homes increased 9.5% to 6.9. The Nueces County rate decreased 4.6% to a rate of 6.2 across this same time period. This County rate reflects a decline

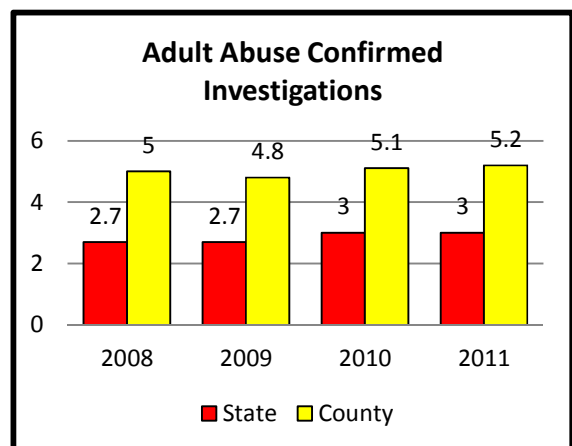
from 2000 to the present and is well below the high of 9.4 reported in 2005.

According to *The Texas Crime Reports*, the State rate (per 1,000 population) of family violence reports remained at or about 8 from 2000 to 2009 from when it has declined to 6.9. In the same time period, the Nueces County rate began at 14 increased to a high of 16 in 2003 and fell to 13.6 in 2008. From then, it has increased each year to the 15.2 reported in 2011. The City of Corpus Christi rate of family violence reports examined separately demonstrate the same peak in 2003 from which a decrease has been seen. The City shows a higher series of annual rates in 2009 to 2011 compared to a decade before. It is strikingly clear that family violence is a serious problem in Nueces County, particularly in Corpus Christi, because both the Nueces County and Corpus Christi rates are significantly higher than the State rate of family violence reports.



Another indicator that domestic violence is problematic in the County is the fact that the numbers of adult victims provided shelter at the Women' Shelter for 2009 and 2012 are the highest recorded since 2000. The Shelter reports a decline in adults receiving non-resident services from the highs recorded in the 2008-2010 time period. The 384 children sheltered in 2012, was in the moderate range for that service since 2000.

From 2008 to 2011, the State rate of confirmed adult abuse investigations (per 1,000 adults) has increased to 3, an increase of 11.1%. The County rate increased to the rate of 5.2 or 4%. The higher rate of adult abuse in the County mirrors that of the child abuse data. The County rate has been higher than the State's since 1998 and has increased significantly more across that time period.



January 31, 2014

Social Science Research Center
 Texas A&M University—Corpus Christi
 6300 Ocean Dr. #5853
 Corpus Christi, TX 78412
 361-825-3206